

This report presents for each application a summary report for the period from 01 Jun 2017 00:00:00 to 30 Jun 2017 23:59:00. This report includes, for each application a descriptive summary, a performance report, an availability report, an error type report and a response time report.

| application | % up | time on error | page |
|---|---------|---------------|------|
| http://www.a-sample-site.com | 99.947% | 23m | 2 |

1.1 Descriptive summary

protocol HTTP

URL or host <http://www.google.com>

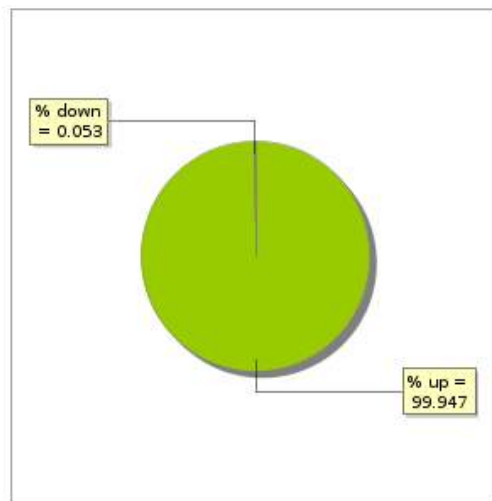
frequency 1 min.

active yes

This information comes from the application parameters you defined in the I.V. manager, you can always modify it (login > applications > edit)

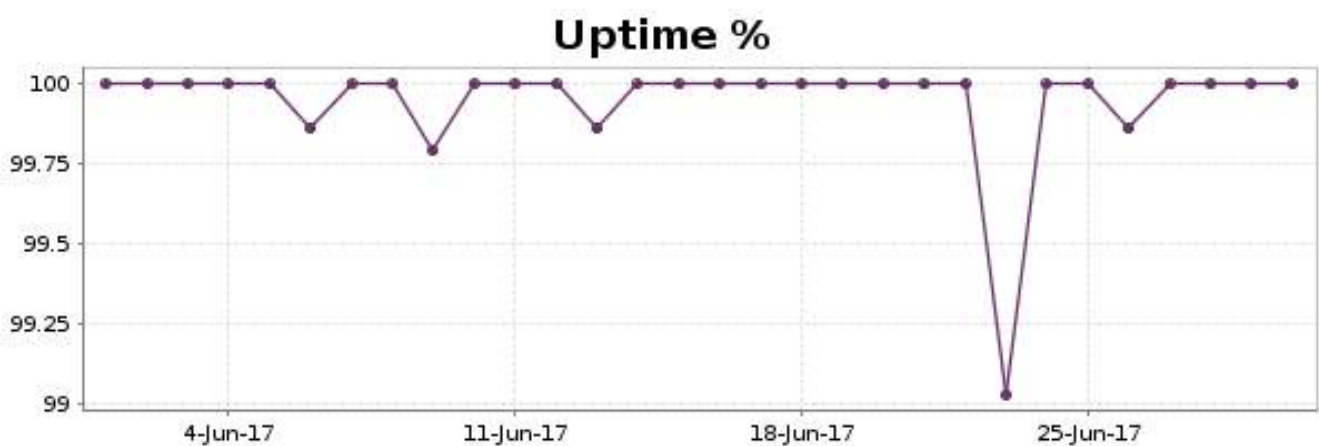
1.2 Performance report

| | |
|-----------------------|-----------------------------|
| % up | 99.947% |
| % down | 0.053% |
| time on error | 23 minutes |
| time on success | 29 days 23 hours 37 minutes |
| Average response time | 0.385 second |
| lowest response time | 0.036 second |
| highest response time | 35.127 seconds |
| number of checks | 42960 |
| number of successes | 42937 |
| number of errors | 23 |



1.3 Availability report

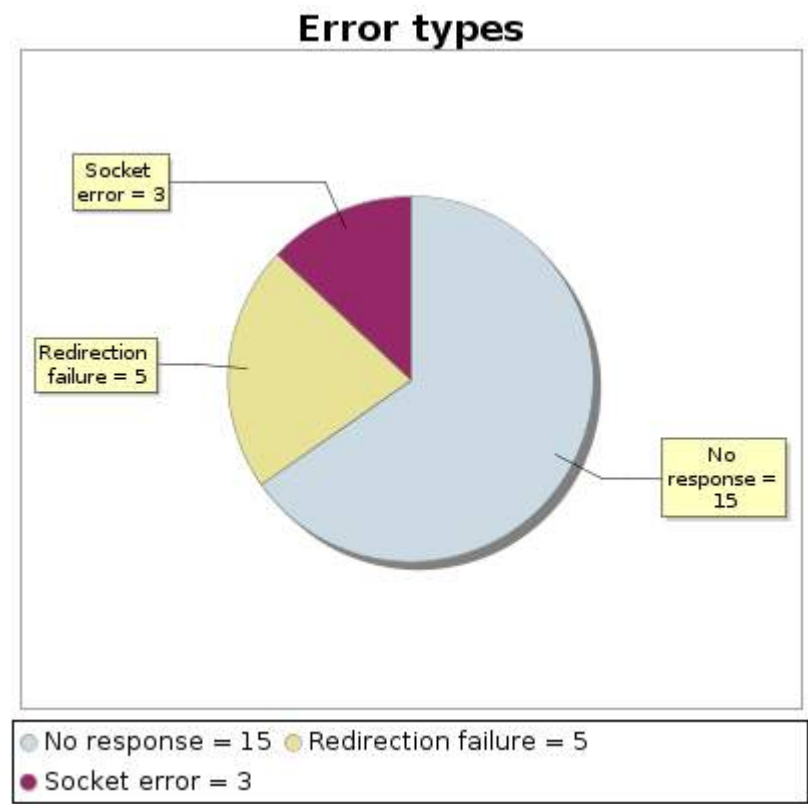
This graph summarizes the percentage of uptime for this application over the current period.



1.4 Error type report

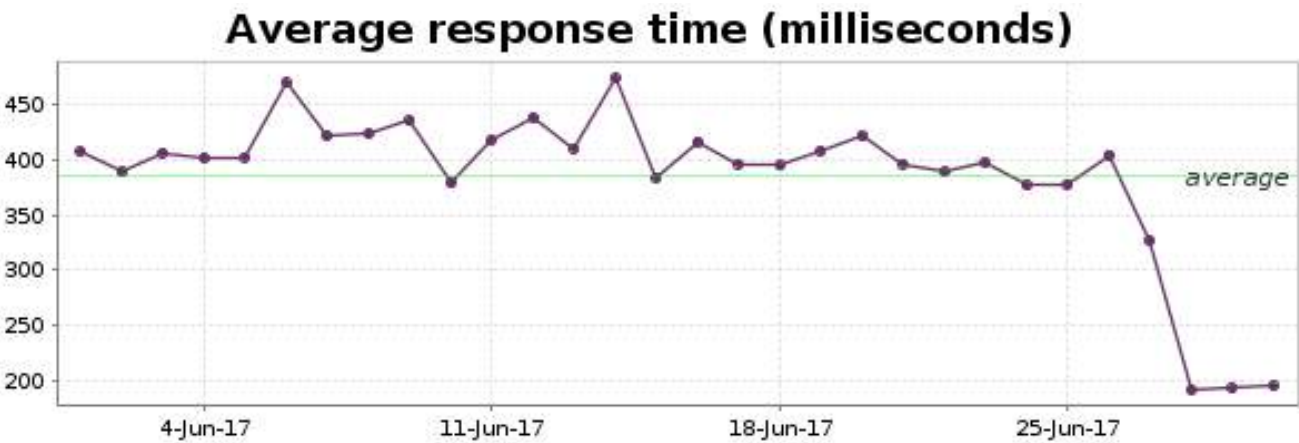
This graph summarizes the error repartition found during the period.

For all error type, a description can be found in the I.V. manager at the following url: <https://www.internetvista.com/en/result-list-internet-monitoring.htm>



1.5 Response time report

This graph shows the daily average response time in milliseconds for each day. The graphic also shows the average response time for the period analysed.



1.6 Breakdowns report

This table displays the 10 last breakdowns for this application over the current period.

| Start date | End date | Error duration | Status | Comments |
|----------------------|----------------------|----------------|---------------------|----------|
| 26 Jun 2017 05:41:41 | 26 Jun 2017 05:43:41 | 2m | No response | |
| 23 Jun 2017 20:32:41 | 23 Jun 2017 20:34:41 | 2m | No response | |
| 23 Jun 2017 15:41:41 | 23 Jun 2017 15:43:41 | 2m | No response | |
| 23 Jun 2017 14:24:41 | 23 Jun 2017 14:26:41 | 2m | Redirection failure | |
| 23 Jun 2017 13:54:41 | 23 Jun 2017 13:56:41 | 2m | No response | |
| 23 Jun 2017 13:23:41 | 23 Jun 2017 13:26:41 | 3m | No response | |
| 23 Jun 2017 10:25:41 | 23 Jun 2017 10:28:41 | 3m | Redirection failure | |
| 12 Jun 2017 22:43:41 | 12 Jun 2017 22:45:41 | 2m | Socket error | |
| 09 Jun 2017 04:51:54 | 09 Jun 2017 04:54:54 | 3m | No response | |
| 05 Jun 2017 22:58:13 | 05 Jun 2017 23:00:13 | 2m | Socket error | |